

7.8 PRO



Ribcraft 7.8 proves herself time and time again to the most demanding users around the world by providing operator and passengers RIBCRAFT's signature stable, dry ride even in the roughest offshore conditions. Designed as a fast response craft, this 7.8m RIB with its long steep sheer toward the bow and impressive deep V hull, offers unparalleled rough water performance and safety.

Powered by single or twin outboards, with the 7.8 you never have to wait for a calm day to get out on the water. With a generous 2.7 metre beam, they are true workhorses of the sea.

Ribcraft 7.8 can be customised to your individual specification whether military, commercial or rescue usage. The craft is capable of taking a wide range of power options which include outboard, stern drive or water jet.

Ribcraft 7.8 features a large open deck area which can accommodate many people or equipment. All control cables are routed below deck maintaining a totally clear working area. With many accessories; consoles, seating, propulsion and power options, the boats can be totally customized to specific requirements whatever the application.

Overall length: 7.8 Meters	Overall Beam: 2.7 Meters	Internal Length: 6.4 Metres	Internal Beam: 1.7 Meters	Weight: DOSPEC
Tube Material: Hypalon 1100 Dtx	Tube Diameter: 530 mm	Minimum Horsepower: 135	Maximum Horsepower: 300	Maximum number of persons: 14



Cert No. 7662

T. +44 1935 411846 E. sales@ribcraft.co.uk W. www.ribcraft.co.uk

DESIGNED IN UK MADE IN UK ME & USA



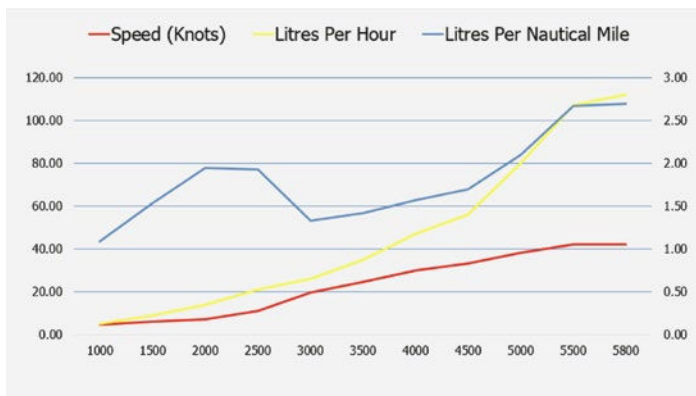


PROFESSIONAL RANGE: 7.8 M

A true offshore RIB, the 7.8m PRO meets the requirements of military agencies, safety professionals, commercial applications, and tour companies.

Test Data from Ribcraft 7.8 m Pro. Engine: Twin 175hp Outboard. Fuel Tank Capacity: Twin 180 litre. Weight: 2195kgs approx.

Rpm	1000	1500	2000	2500	3000	3500	4000	4500	5000	5500	5800
Speed (Knots)	4.60	5.90	7.20	10.9	19.5	24.6	30.0	33.1	38.1	42.0	42.0
Litres Per Hour	5.00	9.00	14.0	21.0	26.0	35.0	47.0	56.0	80.0	107	112
Litres Per Nautical Mile	1.09	1.53	1.94	1.93	1.33	1.42	1.57	1.69	2.10	2.67	2.69



PROFESSIONAL
LEISURE
MILITARY

Layout Option 1:

Pacific console with front seat with 4 x One person jockey seat, 2 x Two person jockey seat.



Layout Option 2:

Touring double console with 8 x One person jockey seat, 2 x Two person jockey seat.



Layout Option 3:

Micro Cabin with 2x one person jockey seats, removable side screens and toughened windscreen.

