

# Ribcraft

## 3.5 PRO

Incorporating the qualities of exceptional safety, design, and reliability, the 3.5 planes with ease, is very easy to manoeuvre and provides a smooth stable ride.

The 3.5 features a solid commercial fiberglass hull, a molded non-skid deck or SeaDek, and Hypalon® tube with multiple chambers and pressure relief valves.

Designed as a complete all-rounder the Ribcraft 3.5 can be adapted to any application. Whether you are looking for the perfect yacht tender or a comfortable runabout that is fun to drive, the Ribcraft 3.5 has you covered.

Premium features include include custom SeaDek, high-end stereo system and bespoke seating upholstery.

**RIBCRAFT**  
middle east



Overall length: 3.5 (Meters)	Overall beam: 1.7 (Meters)	Internal length: 2.0 (Meters)	Internal beam: 0.96 (Meters)	Weight 200 (KG): (Excluding engine)
Tube diameter: 380(MM)	Chambers in tube: 3	Min horsepower: 15	Max horsepower: 60	Max no people: 4

# PROFESSIONAL RANGE: 3.5 M

Compact, stylish and sporty handling, Ribcraft 3.5 is designed as a complete all-rounder that can be adapted to any application.

## STANDARD EQUIPMENT

- Single seat console with attached pod seat and storage
- Internal/external fuel tank
- Upholstered backrest
- Heavy duty steering with wheel
- 1670 dtx Hypalon® tube with five (3) chambers
- Pressure relief valves
- External lifelines
- Heavy duty rubstrake
- Stainless steel bow eye

- Anchor locker
- Stainless steel transom tie down eyes
- Battery with retainer and switch
- Electrical panel
- Navigation lights
- Electric bilge pump
- Underdeck wire conduit
- Light grey gelcoat
- Foot pump
- Molded non-skid deck

## OPTIONAL EQUIPMENT

- Antenna arch
- Stainless steel lifting points
- Reinforced tow eyes for towing
- Keelguard
- Boarding wear patches
- Tube grab handles
- Paddle/hook retainers
- Custom Hypalon® lettering
- SeaDek
- Electronics packages

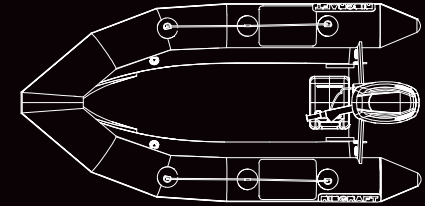
- Hydraulic steering
- Complete engine packages
- Various hull & tube colours



LEISURE  
PROFESSIONAL  
MILITARY

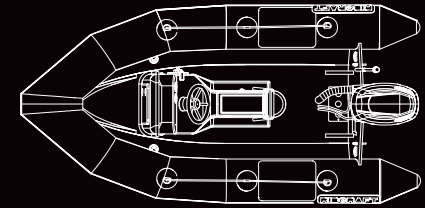
**RIBCRAFT**  
middle east

## Layout Option 1



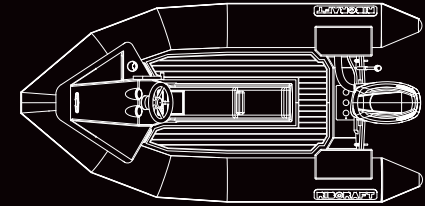
Basic model with engine tiller arm steering

## Layout Option 2



Standard console with single jockey seat

## Layout Option 3



Custom console with double seat